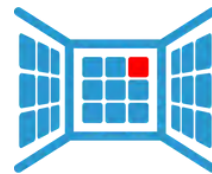




Physical Obeya



AgileWalls

www.patboard.com

pat board®
activates agility

The only one-stop Obeya shop in the world



Customize your own Obeya Room
 Contact us anytime for your own wall design

Mobile Walls for flexible Obeya's

- ✓ **Flexible**
Create walls wherever you want and move them whenever you need. Mobile Walls provide 100% flexibility and 100% teamwork.
- ✓ **Tailormade**
Create your own custom design tailor made into your corporate identity, logo & coloring.
- ✓ **Modular**
All elements are interchangeable. Continuously change, expand or improve your ways of working.
- ✓ **Smart mounting systems**
Our innovative magnetic mounting system ensures perfect placement.



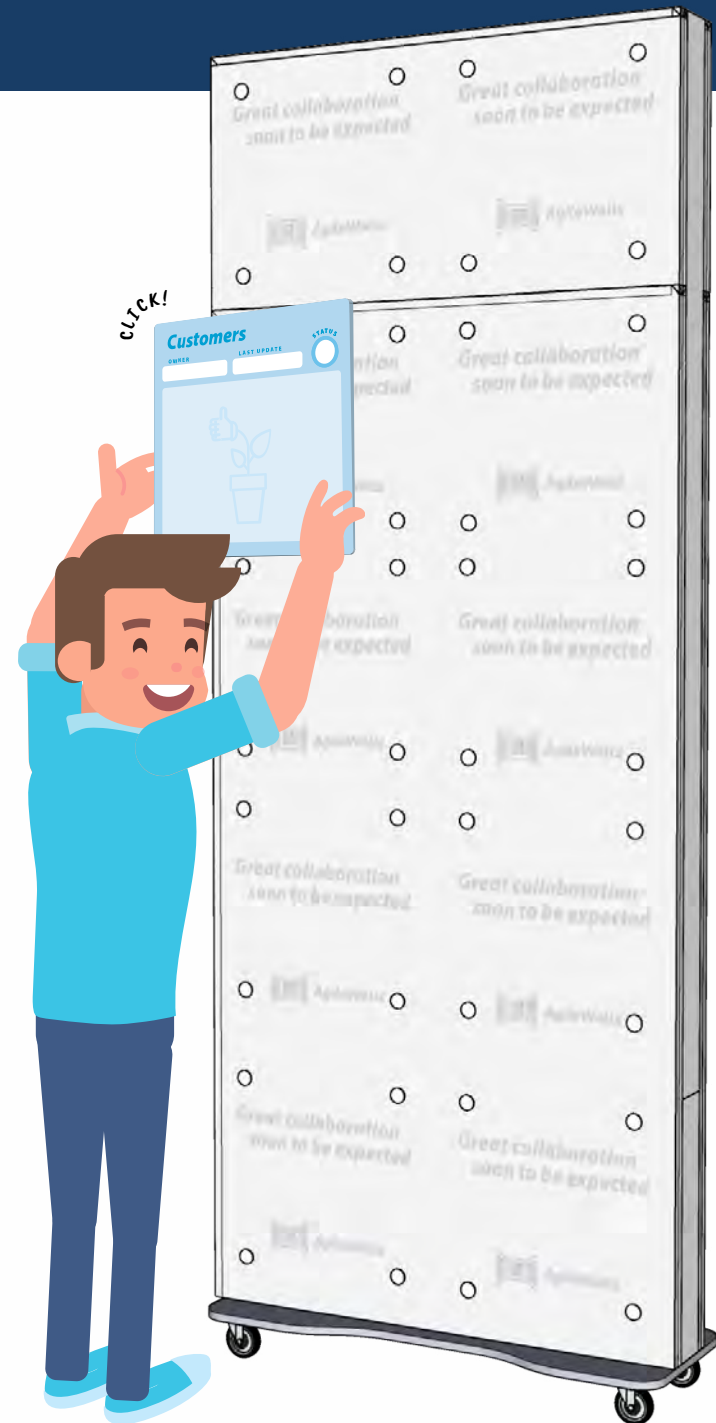
MODULAR




EASY



TEAMWORK





Mobile Walls

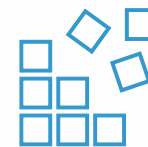
- ✓ Create your own rooms by clicking the Mobile Walls together.
- ✓ 1 Mobile Wall measures 1 meter wide and 2 meters tall.
- ✓ Our standard 0,5 meter flexible top-module allows you to easily move your walls through doors and elevators.
- ✓ Total surface measures 2,5 m2.
- ✓ Walls can be used on both front-and backside for maximum flexibility.

1 Mobile Wall incl. whiteboards

- 1 Mobile Wall x €1000,- = € 1000,-
- 10 Whiteboard panels x €95 = € 950,-

€ 1950,-

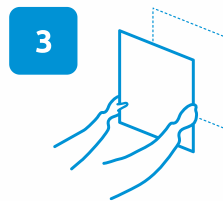
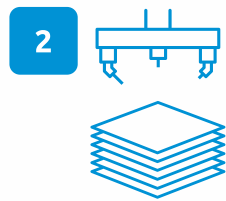

**excl VAT and transportation costs*



MODULAR


Fixed Walls for durable Obeya's

- ✓ **Strong**
Reliable mounting system on which mini-whiteboards click in place automatically. Time and time again.
- ✓ **Structured**
Your way of work. Your progress. Your results. Visual and transparent for everyone involved.
- ✓ **Modular**
All elements are interchangeable. Continuously change, expand or improve your ways of working.
- ✓ **Smart mounting systems**
Our innovative magnetic mounting system ensures perfect placement.



Fixed Walls

- ✓ The innovative magnetic mounting system allows all the elements to easily click into place.
- ✓ We can go as high and wide as you want. No maximum!
- ✓ This setup allows you to change the design structure over and over!
- ✓ Get flexible and combine your fixed walls with our Mobile Walls.



1 Fixed Wall incl. whiteboards

- 1 Fixed Wall panel (1m x 2,5m) x € 675,- = € 675,-
- 10 Whiteboard panels (0,5m x 0,5m) x € 95,- = € 950,-

€ 1625,-


**excl VAT and transportation costs*

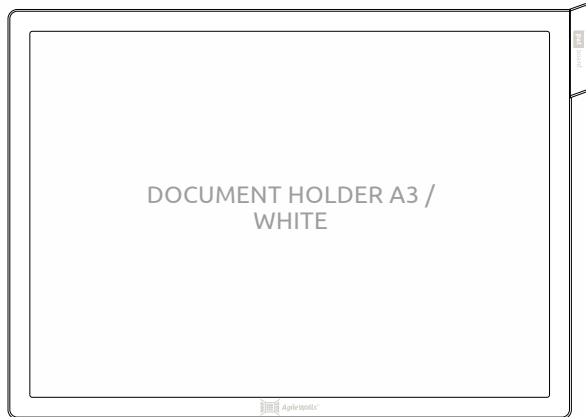




A neat & complete Obeya system


Get rid of those sticky notes and try our re-usable cards.

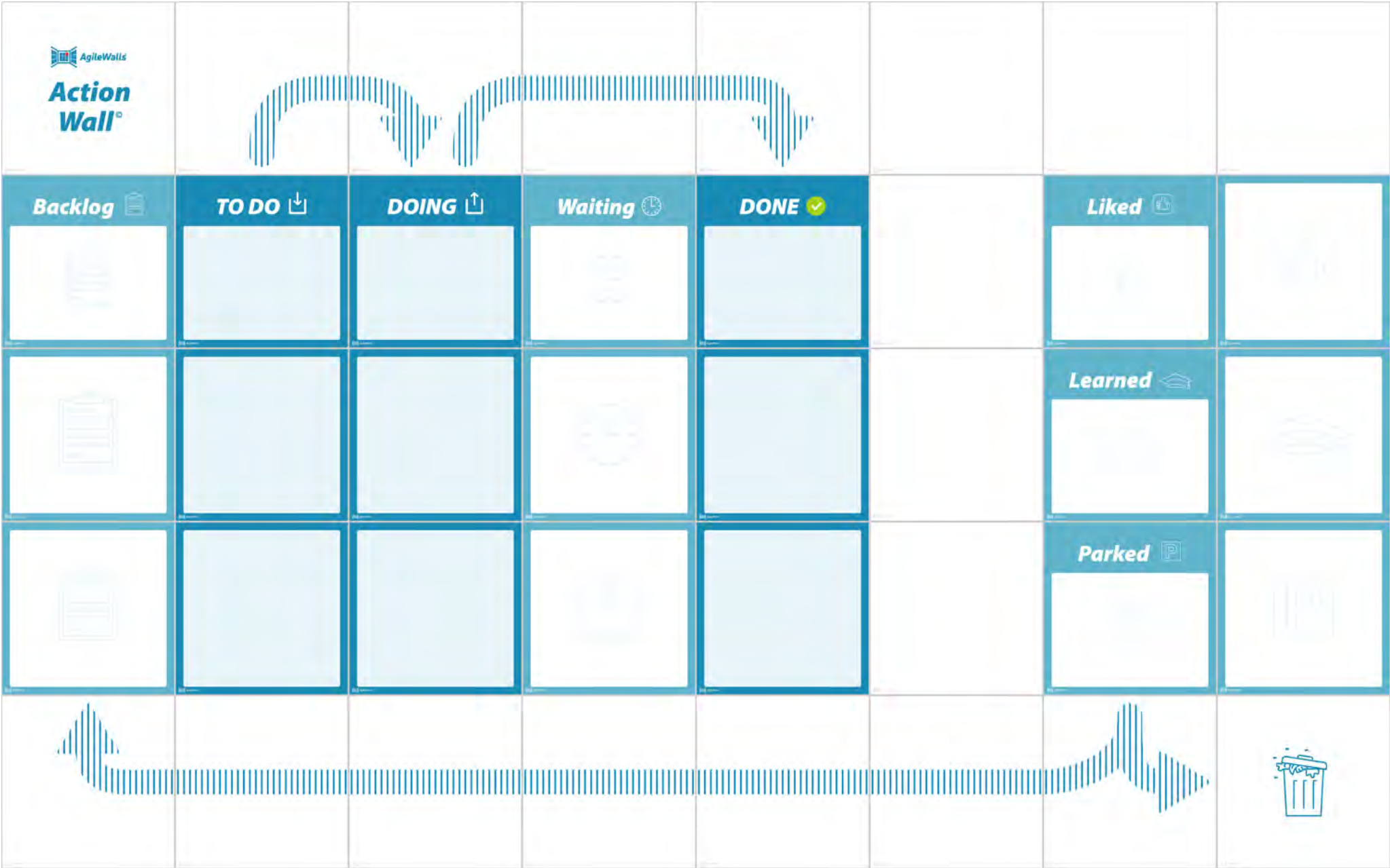
- ✓ **Nanocup®**
Our cards and document holders with Nanocup® technology stick on any smooth surface (just like a gecko).
- ✓ **Re-usable cards**
Get rid of those sticky notes and try our re-usable cards. Simply clean the cards with water after each use.
- ✓ **Document holders**
Share information in A3, A4 and A5 formats.
- ✓ **Your custom Obeya system set**
Get in touch for a quote!





























		Objectives ↓	Priorities MONTH [] ● ● ● ●	Priorities MONTH [] ● ● ● ●	Priorities MONTH [] ● ● ● ●	Priorities QUARTER [] ● MONTH ● MONTH ● MONTH	Key Results ↓
Purpose []		→					
Mission []		→					
Vision []		→					
		→					




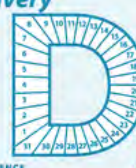


 Strategy Wall[®]	Objectives ↓	Now WEEK WEEK		Next WEEK WEEK		Next MONTH MONTH		Later MONTH MONTH		Later QUARTER		Key Results TEAM	
Shared Objectives →	→												
Shared Objectives →	→												
Specific Objectives →	→												
MustDo's →	→												




The image displays a comprehensive AgileWalls Planning Wall 02 template. It is organized into several vertical sections:






























- Header Section:** Features the AgileWalls logo and the title "Planning Wall". A "MILESTONES" button is located on the left. The main header is divided into "Current Week" and "Next Week", each with a downward arrow and a "WEEK" indicator. This is followed by four "MONTH" sections, each with a "MONTH" label and a "WEEK" indicator. A "Reference" section is on the far right.
- Task List Section:** A vertical column on the left contains task entries, each with a team icon, a text box, and a right-pointing arrow.
- Weekly Grids:** Two columns represent the "Current Week" and "Next Week". Each contains a grid with days of the week (MON, TUE, WED, THU, FRI) as headers.
- Monthly Grids:** Four columns represent the "MONTH" view, each with a grid structure.
- Reference Table:** A table on the right with two columns: "COLOUR" and "DESCRIPTION".














		Customers OWNER: _____ LAST UPDATE: _____ STATUS: <input type="checkbox"/>					
HR OWNER: _____ LAST UPDATE: _____ STATUS: <input type="checkbox"/>		Plan OWNER: _____ LAST UPDATE: _____ STATUS: <input type="checkbox"/>	Build OWNER: _____ LAST UPDATE: _____ STATUS: <input type="checkbox"/>	Deliver OWNER: _____ LAST UPDATE: _____ STATUS: <input type="checkbox"/>	Run OWNER: _____ LAST UPDATE: _____ STATUS: <input type="checkbox"/>		Sales OWNER: _____ LAST UPDATE: _____ STATUS: <input type="checkbox"/>
							
Expenses OWNER: _____ LAST UPDATE: _____ STATUS: <input type="checkbox"/>							
		Policies, Risk & Compliance OWNER: _____ LAST UPDATE: _____ STATUS: <input type="checkbox"/>					

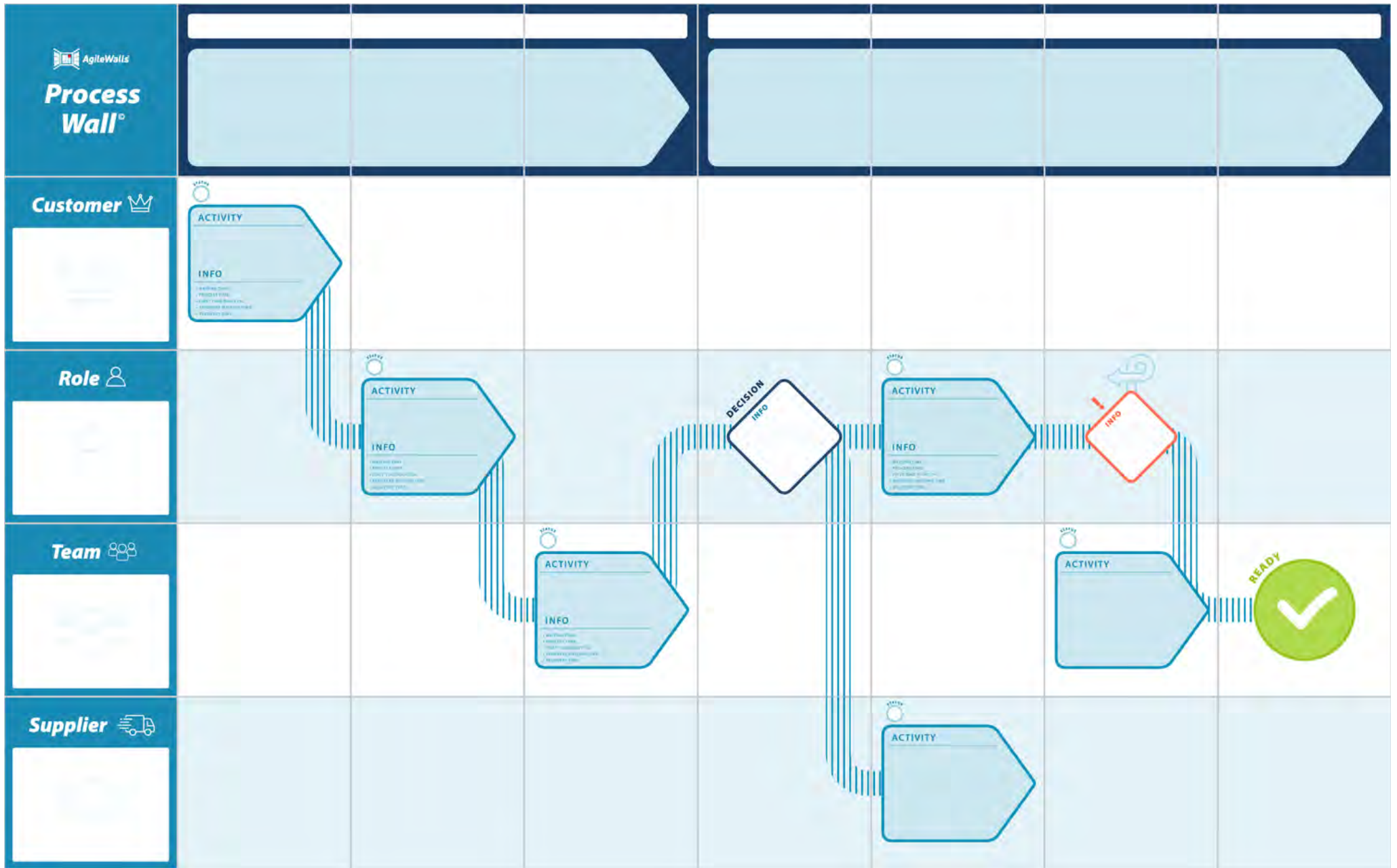
 <p>Performance Wall</p>	<p>Safety</p>  <p>REFERENCE MONTH</p>	<p>Quality</p>  <p>REFERENCE MONTH</p>	<p>Cost</p>  <p>REFERENCE MONTH</p>	<p>Delivery</p>  <p>REFERENCE MONTH</p>	<p>People</p>  <p>REFERENCE MONTH</p>	<p>IMPROVEMENT PROJECTS</p> 	<p>IMPROVEMENT PROJECTS</p> 
<p>Daily →</p>						<p>STATUS</p> <p>IMPROVEMENT PROJECTS</p>	<p>STATUS</p> <p>IMPROVEMENT PROJECTS</p>
<p>Weekly →</p>						<p>STATUS</p> <p>IMPROVEMENT PROJECTS</p>	<p>STATUS</p> <p>IMPROVEMENT PROJECTS</p>
<p>Trends →</p>						<p>STATUS</p> <p>IMPROVEMENT PROJECTS</p>	<p>STATUS</p> <p>IMPROVEMENT PROJECTS</p>
<p>Issues & Actions (Just do it) →</p>	<p>DATE ISSUE ACTION OWNER TARGET</p>	<p>DATE ISSUE ACTION OWNER TARGET</p>	<p>DATE ISSUE ACTION OWNER TARGET</p>	<p>DATE ISSUE ACTION OWNER TARGET</p>	<p>DATE ISSUE ACTION OWNER TARGET</p>	<p>STATUS</p> <p>IMPROVEMENT PROJECTS</p>	<p>STATUS</p> <p>IMPROVEMENT PROJECTS</p>
<p>Issues & Actions (Just do it) →</p>	<p>DATE ISSUE ACTION OWNER TARGET</p>	<p>DATE ISSUE ACTION OWNER TARGET</p>	<p>DATE ISSUE ACTION OWNER TARGET</p>	<p>DATE ISSUE ACTION OWNER TARGET</p>	<p>DATE ISSUE ACTION OWNER TARGET</p>	<p>STATUS</p> <p>IMPROVEMENT PROJECTS</p>	<p>STATUS</p> <p>IMPROVEMENT PROJECTS</p>

	<p>CUSTOMER JOURNEY</p> <p>IMPROVEMENT AREA'S</p>	<p>TIME</p> <p>STAGE:</p> <p>COLLECT FEEDBACK HERE</p>	<p>TIME</p> <p>STAGE:</p> <p>COLLECT FEEDBACK HERE</p>	<p>TIME</p> <p>STAGE:</p> <p>COLLECT FEEDBACK HERE</p>	<p>TIME</p> <p>STAGE:</p> <p>COLLECT FEEDBACK HERE</p>	<p>TIME</p> <p>STAGE:</p> <p>COLLECT FEEDBACK HERE</p>	<p>IMPROVEMENT PROJECTS</p>
<p>Safety</p>	<p>Quality</p>	<p>Delivery</p>	<p>1 Problem definition</p> <p>2 Analyze facts & figures</p> <p>3 Define root causes</p>			<p>STATUS</p> <p>IMPROVEMENT PROJECTS</p>	<p>STATUS</p> <p>IMPROVEMENT PROJECTS</p>
<p>Cost</p>	<p>People</p>	<p>External</p>	<p>4 Identify solutions</p> <p>Improvement Process</p>			<p>STATUS</p> <p>IMPROVEMENT PROJECTS</p>	<p>STATUS</p> <p>IMPROVEMENT PROJECTS</p>
<p>Leadership</p>	<p>Structure</p>	<p>Other</p>	<p>5 Action plan</p> <p>6 Evaluate results</p> <p>7 Secure solution maintenance</p> <p>8 CELEBRATE!</p>			<p>STATUS</p> <p>IMPROVEMENT PROJECTS</p>	<p>STATUS</p> <p>IMPROVEMENT PROJECTS</p>

 Customer Wall[®]	Top Priorities ↓	CUSTOMER JOURNEY ↓					Customer Data ↓
CUSTOMER PERSONA PROFILE What is she? How she thinks us Pains Demographics Goals Job to be done Commentaries	1 2 3	TIME SUBSTAGES COLLECT FEEDBACK HERE	TIME SUBSTAGES COLLECT FEEDBACK HERE	TIME SUBSTAGES COLLECT FEEDBACK HERE	TIME SUBSTAGES COLLECT FEEDBACK HERE	TIME SUBSTAGES COLLECT FEEDBACK HERE	OWNER LAST UPDATE STATUS
CUSTOMER PERSONA PROFILE What is he? How he thinks us Pains Demographics Goals Job to be done Commentaries	1 2 3	TIME SUBSTAGES COLLECT FEEDBACK HERE	TIME SUBSTAGES COLLECT FEEDBACK HERE	TIME SUBSTAGES COLLECT FEEDBACK HERE	TIME SUBSTAGES COLLECT FEEDBACK HERE	TIME SUBSTAGES COLLECT FEEDBACK HERE	OWNER LAST UPDATE STATUS
CUSTOMER PERSONA PROFILE What is she? How she thinks us Pains Demographics Goals Job to be done Commentaries	1 2 3	TIME SUBSTAGES COLLECT FEEDBACK HERE	TIME SUBSTAGES COLLECT FEEDBACK HERE	TIME SUBSTAGES COLLECT FEEDBACK HERE	TIME SUBSTAGES COLLECT FEEDBACK HERE	TIME SUBSTAGES COLLECT FEEDBACK HERE	OWNER LAST UPDATE STATUS
CUSTOMER PERSONA PROFILE What is he? How he thinks us Pains Demographics Goals Job to be done Commentaries	1 2 3	TIME SUBSTAGES COLLECT FEEDBACK HERE	TIME SUBSTAGES COLLECT FEEDBACK HERE	TIME SUBSTAGES COLLECT FEEDBACK HERE	TIME SUBSTAGES COLLECT FEEDBACK HERE	TIME SUBSTAGES COLLECT FEEDBACK HERE	OWNER LAST UPDATE STATUS

 Customer Wall[®]	Customer Profile ↓	CUSTOMER JOURNEY JOURNEY STAGE	CUSTOMER JOURNEY JOURNEY STAGE	CUSTOMER JOURNEY JOURNEY STAGE	CUSTOMER JOURNEY JOURNEY STAGE	CUSTOMER JOURNEY JOURNEY STAGE	Customer Data ↓
Value Proposition 	Customer Profile 						<input type="text"/> OWNER: <input type="text"/> LAST UPDATE: <input type="text"/> STATUS: <input type="text"/>
Value Proposition 	Customer Profile 						<input type="text"/> OWNER: <input type="text"/> LAST UPDATE: <input type="text"/> STATUS: <input type="text"/>
Value Proposition 	Customer Profile 						<input type="text"/> OWNER: <input type="text"/> LAST UPDATE: <input type="text"/> STATUS: <input type="text"/>
Value Proposition 	Customer Profile 						<input type="text"/> OWNER: <input type="text"/> LAST UPDATE: <input type="text"/> STATUS: <input type="text"/>

 <p>Business Model Canvas Wall</p>	Designed for	Designed by	Date	Version	Other Info
<p>Key Partners </p> <ul style="list-style-type: none"> WHICH KEY PARTNERS DO WE NEED? WHICH KEY PARTNERS CAN WE FORM? WHICH KEY PARTNERS CAN WE ACQUIRE FROM OUR PARTNERS? WHICH KEY ACTIVITIES DO WE NEED TO SUPPORT? 	<p>Key Activities </p> <ul style="list-style-type: none"> WHAT KEY ACTIVITIES DO WE NEED TO SUPPORT OUR BUSINESS? HOW DO WE PERFORM THESE ACTIVITIES? HOW DO WE ACQUIRE THESE ACTIVITIES? HOW DO WE MANAGE THESE ACTIVITIES? 	<p>Value Propositions </p> <ul style="list-style-type: none"> WHAT VALUE DO WE OFFER TO THE CUSTOMER? WHICH CUSTOMER SEGMENTS ARE WE TRYING TO TARGET? WHAT BENEFITS OF PROBLEMS DO WE OFFER TO OUR CUSTOMERS? HOW DO WE OFFER THESE VALUE PROPOSITIONS? 		<p>Customer Relationships </p> <ul style="list-style-type: none"> WHAT TYPE OF CUSTOMER RELATIONSHIPS DO WE WANT TO BUILD? HOW DO WE BUILD THESE RELATIONSHIPS? HOW DO WE MANAGE THESE RELATIONSHIPS? HOW DO WE INTEGRATE THESE RELATIONSHIPS INTO OUR BUSINESS MODEL? 	<p>Customer Segments </p> <ul style="list-style-type: none"> WHICH CUSTOMER SEGMENTS DO WE WANT TO TARGET? HOW DO WE IDENTIFY THESE CUSTOMER SEGMENTS? HOW DO WE REACH THESE CUSTOMER SEGMENTS? HOW DO WE MANAGE THESE CUSTOMER SEGMENTS?
<p>Key Resources </p> <ul style="list-style-type: none"> WHAT ARE THE KEY RESOURCES OF OUR BUSINESS MODEL? HOW DO WE ACQUIRE THESE RESOURCES? HOW DO WE MANAGE THESE RESOURCES? HOW DO WE INTEGRATE THESE RESOURCES INTO OUR BUSINESS MODEL? 	<p>Key Resources </p> <ul style="list-style-type: none"> WHAT ARE THE KEY RESOURCES OF OUR BUSINESS MODEL? HOW DO WE ACQUIRE THESE RESOURCES? HOW DO WE MANAGE THESE RESOURCES? HOW DO WE INTEGRATE THESE RESOURCES INTO OUR BUSINESS MODEL? 			<p>Channels </p> <ul style="list-style-type: none"> WHICH CHANNELS DO WE WANT TO USE TO REACH OUR CUSTOMERS? HOW DO WE MANAGE THESE CHANNELS? HOW DO WE INTEGRATE THESE CHANNELS INTO OUR BUSINESS MODEL? HOW DO WE MANAGE THESE CHANNELS? HOW DO WE MANAGE THESE CHANNELS? HOW DO WE MANAGE THESE CHANNELS? 	
<p>Cost Structure </p> <ul style="list-style-type: none"> WHAT ARE THE MOST IMPORTANT COSTS IN OUR BUSINESS MODEL? HOW DO WE MANAGE THESE COSTS? HOW DO WE MANAGE THESE COSTS? HOW DO WE MANAGE THESE COSTS? 	<p>Cost Structure </p> <ul style="list-style-type: none"> WHAT ARE THE MOST IMPORTANT COSTS IN OUR BUSINESS MODEL? HOW DO WE MANAGE THESE COSTS? HOW DO WE MANAGE THESE COSTS? HOW DO WE MANAGE THESE COSTS? 			<p>Revenue Streams </p> <ul style="list-style-type: none"> FOR WHAT VALUE ARE OUR CUSTOMERS WILLYING TO PAY? HOW DO WE MANAGE THESE REVENUE STREAMS? HOW DO WE MANAGE THESE REVENUE STREAMS? HOW DO WE MANAGE THESE REVENUE STREAMS? 	<p>Revenue Streams </p> <ul style="list-style-type: none"> FOR WHAT VALUE ARE OUR CUSTOMERS WILLYING TO PAY? HOW DO WE MANAGE THESE REVENUE STREAMS? HOW DO WE MANAGE THESE REVENUE STREAMS? HOW DO WE MANAGE THESE REVENUE STREAMS?



DON'T TAKE OUR WORD FOR IT; OUR CUSTOMERS TELL OUR STORY



"If you've ever considered building an Obeya, make sure you team up with AgileWalls and PATboard"

Jacqueline Lampe, CEO, RNW Media

"Thanks for the follow up! We have just had the Agile wall installed and will begin to put into use starting next week. Very happy with the quality! & thanks for your support to find a solution!"

David Binks, Aerospace engineer, Singapore Aerospace Manufacturing



"Agile Walls is an easy-to-use, intuitive tool, that is highly recommended for any company that wants to start using visual planning in their organisation. It not only comes with a clear, hands-on structure but also is the rare combination of being insightful and practical at the same time."

Alize Hofmeester, Founder of Twinxter & Author of Purpose Driven People



*“We are on a mission to make life easier and
collaboration more effective.
Good visual management leads to better collaboration.
Using modular design as basic principle we can bring
great visual management to your doorstep.
Both physical and digital.”*



activates agility

Questions or do you need support?

Contact us anytime!

Mail info@patboard.com or look at our website
patboard.com