



Advantages of a **physical scrum board**

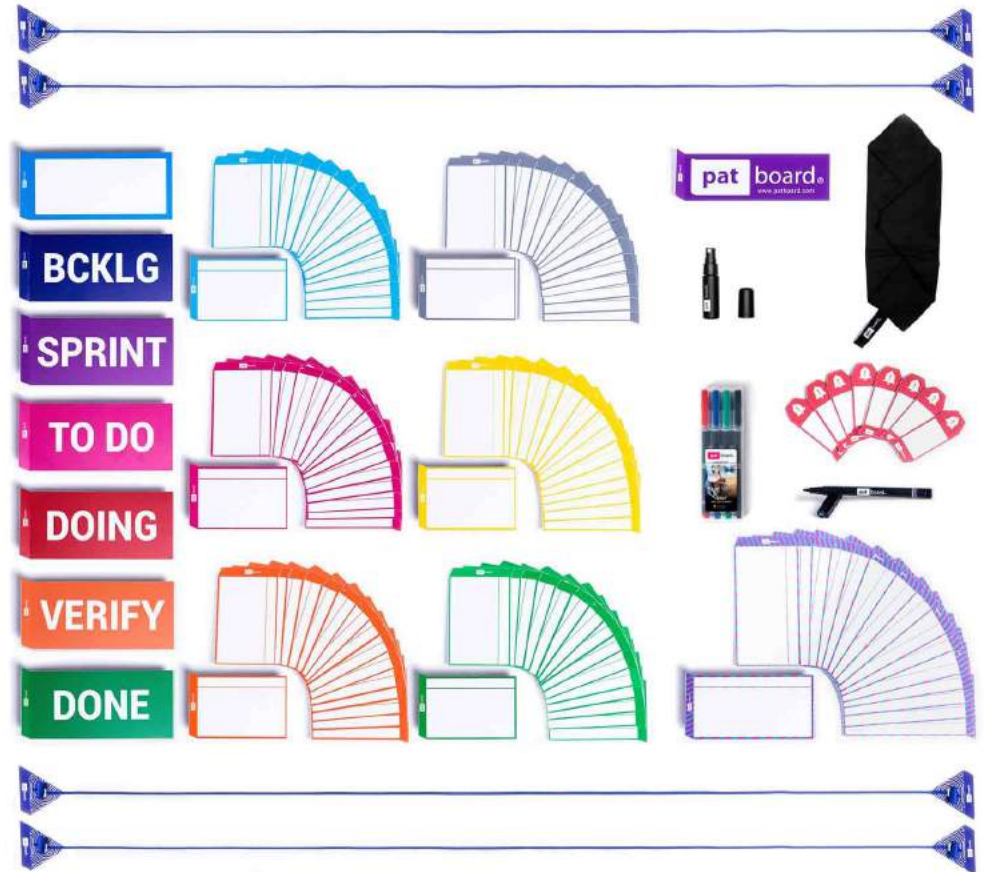
What is **scrum**?

A project management method allowing flexibility and changes in planning along the way

It promotes 'agility'-ability to think and move forward easily

Tackling tasks in smaller bits rather than huge chunks

Create more customer value by adapting after each iteration



Scrum team and scrum master

A scrum team normally consists of 3-7 team members. Each member is expert in their own field.

Members form a cross-functional team, covering various expert domains needed to complete the work.

Each team has a scrum master. The scrum master's main tasks are to overlook activities, keep the team on task and ward them off any irrelevant requests.

Daily meetings

Daily standup meeting of 15 minutes

During the standup each team member shares:

What they have been busy with since the last daily meeting,

What they are going to work on until the next daily standup,

Impediments preventing them from accomplishing their tasks.

Daily scrum meetings are needed to give the team members a platform to voice their opinions, steer team efforts and increase productivity.



What's a **sprint**?

A timebox of a month or less in which specific work needs to be completed

All work needs to be well tested during the sprint

A potentially shippable product must be delivered by the end of each sprint



Advantages of a **physical scrum board**

A physical place where the team members meet. A physical board motivates the team to gather, discuss and collaborate. Face-to-face contact improves communication and engagement among team members.

Better communication leads to more efficiency, ownership, better products and less unwanted delays





PATboard tools

for physical board

1. COLUMNcards

COLUMNcards are placed on the board in the following order: Backlog, sprint, to do, doing, verify and done.

2. TASKcards

Write specific tasks on a TASKcards. You can easily rewrite and replace them.

3. STORYcards

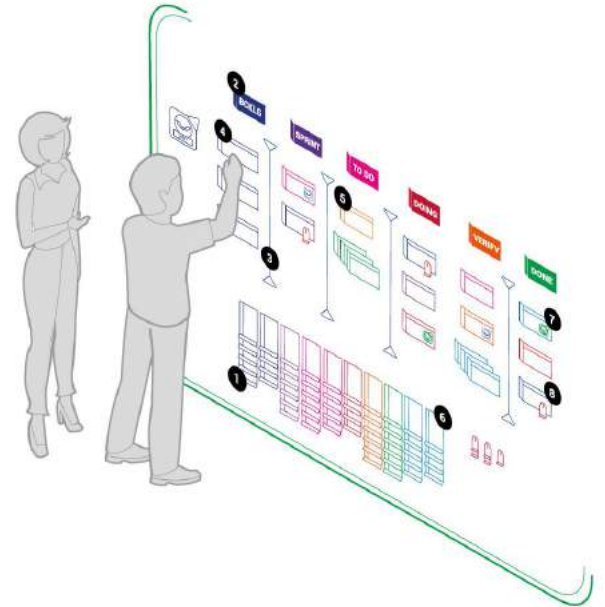
STORYcards are used to describe a specific set of tasks that fall under the same category. They are bigger than TASKcards, leaving you more space to describe the main goal of a series of tasks.

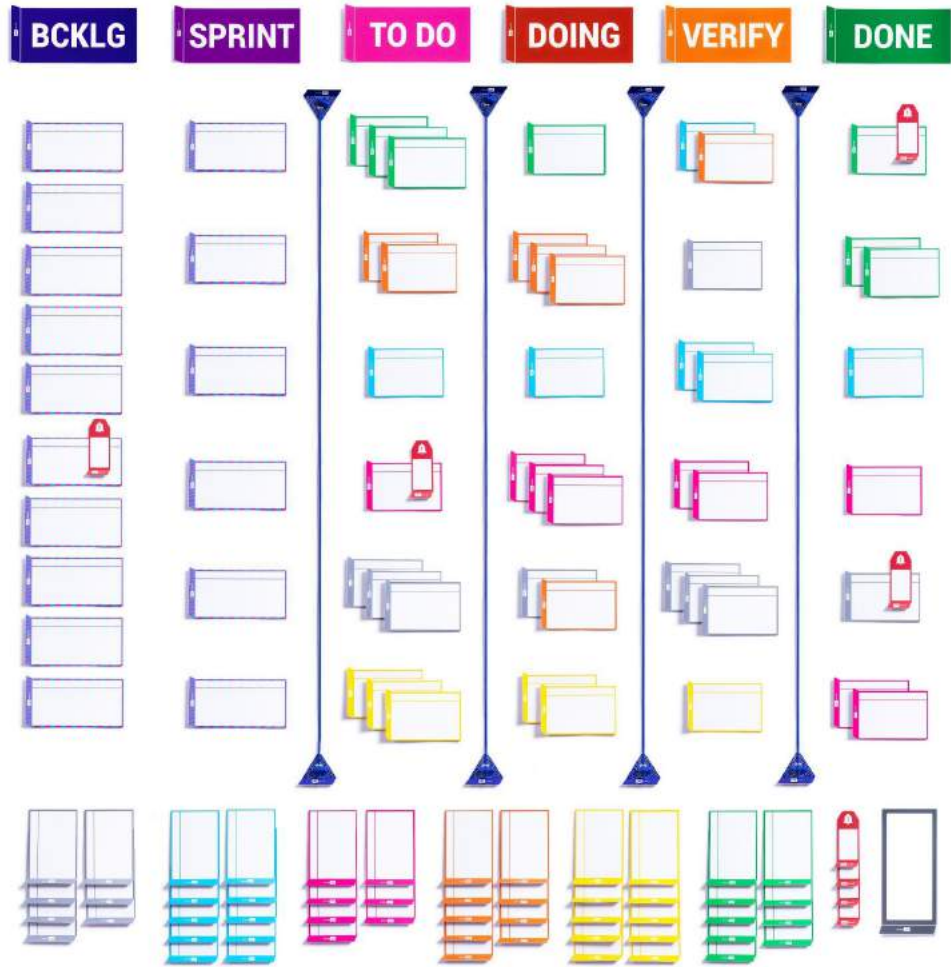
4. PATlanes

PATlane is a flexible dividing strip that divides columns and rows.

5. Tasks markup

Mark tasks with team icons to assign them to team members, use emoticons to give characteristics to a task and mark obstacles with IMPEDIMENTcards. PATboard tools provide a better overview and organisation of tasks.





Features and **benefits**

The ink washes off under a running tap or with a wet cloth. Easy!

The ink dries in a few seconds, just like on paper.

Our cards have a foldable edge. Makes it easy to grab.


A physical board improves team communication and engagement. Gather around the board and discuss and move tasks together!



writes like paper



environment



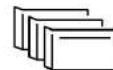
bend me




wash me




reuse me




stackable

**Writes like paper**


The ink dries in a few seconds, just like on paper

**Sustainable**

Durable quality. Use it for years to come.

**Environment**

Reusable cards. Stop wasting paper.

**Stack**


Stack all the unused cards at the bottom of your board.

**Fold**


Fold the tab of each card so you can grab and stack more easily.

**Column Card**

Used to define the columns on your board.

**Wash**

The ink washes off under a running tap or with a wet cloth. Easy!

**PATlane**

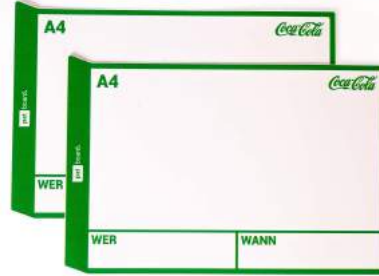
With our adjustable lanes you divide your board into columns or rows.

The sustainable scrum board. Wash your Task Cards after each sprint and they are ready to go for the next sprint.



Custom work

We understand your working process and are able to take it to the next level with our products. Also if you need a specific kind of magnet tool for your agile, planning or lean board.



All PATboard products are designed and produced in-house, giving us the ability to manufacture custom designs that suit your needs.



Tips & tricks to stay agile

- Prioritize tasks
- Split big project chunks into smaller bits
- Keep communicating with your team members
- Be open about obstacles and improvements
- Don't skip daily standups
- Have fun! :)



Contact us

PATboard B.V.
Josink Maatweg 7
7545 PS
Enschede
The Netherlands

Follow us on social media
E: info@patboard.com
T: +31 85 3011 305
I: www.patboard.com

